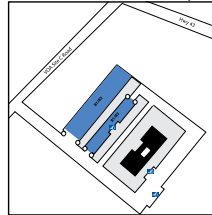
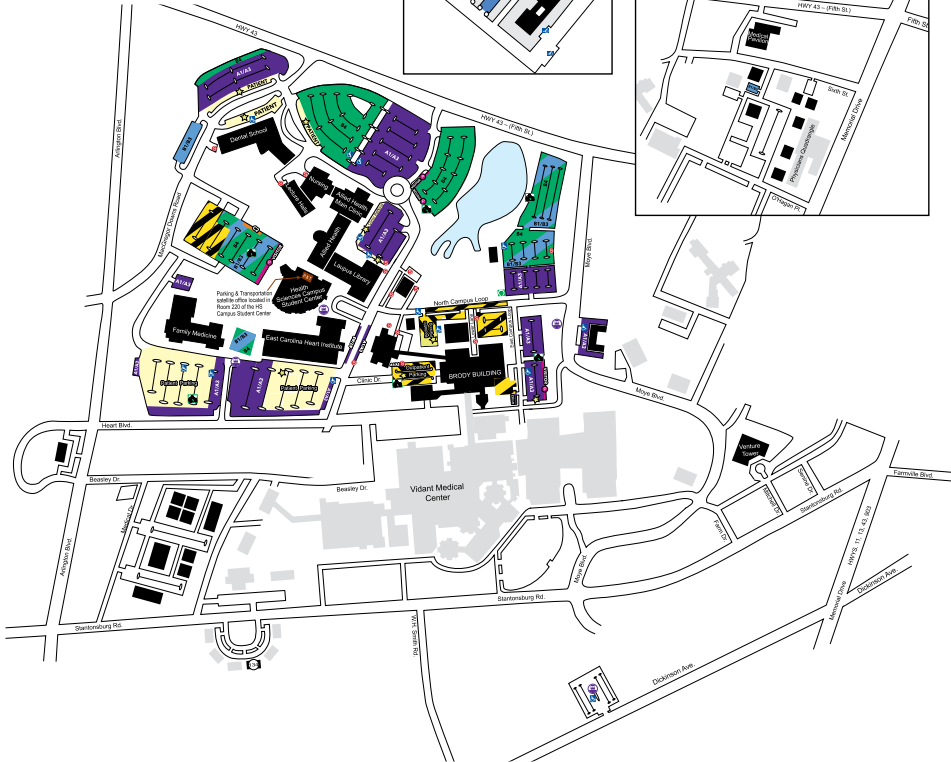
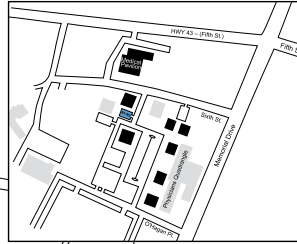


# HEALTH SCIENCES CAMPUS

West Research Campus

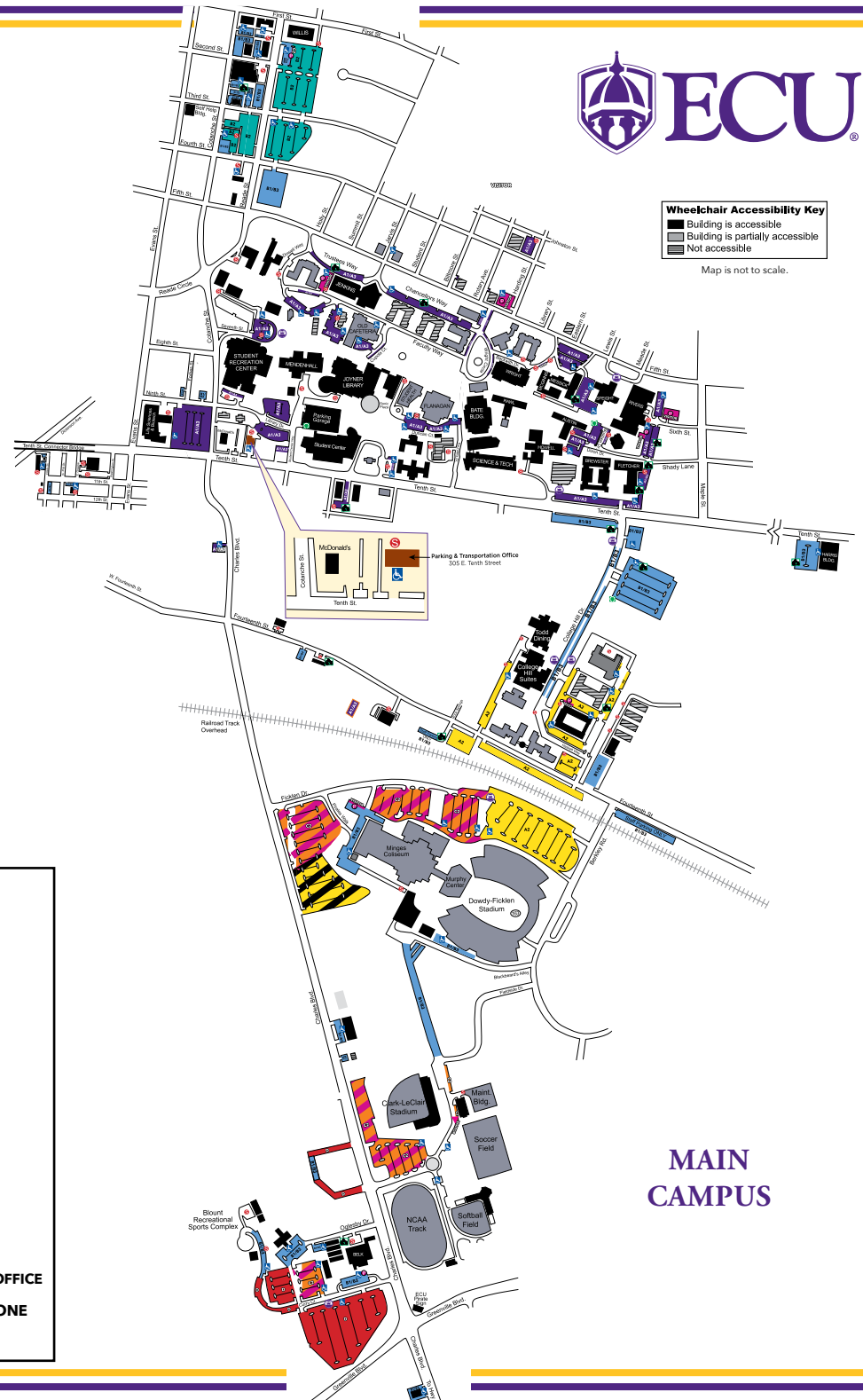


Medical Pavilion



**Wheelchair Accessibility Key**  
 ■ Building is accessible  
 ■ Building is partially accessible  
 ■ Not accessible

Map is not to scale.



MAIN CAMPUS

## PARKING ZONES

Subject to minor changes due to construction or other reasons. Check signs carefully before parking. Check parking permit for valid zones.

### STAFF ZONES

- ZONE A1** Main Campus Faculty/Staff (interchangeable with A3)
- ZONE A3** Health Sciences Campus Faculty/Staff (interchangeable with A1)
- ZONE B1** Main Campus Faculty/Staff (interchangeable with B3)
- ZONE B3** Health Sciences Campus and West Research Faculty/Staff (interchangeable with B1)

### STUDENT ZONES

- ZONE A2** College Hill Resident Students
- ZONE B2** West End Resident Students
- ZONE B4** Health Sciences Commuter Students
- ZONE C2** C2 Athletics Campus/Main Campus Commuter Students/Hourly Pay by Plate
- ZONE D** Resident Students

### STAFF AND STUDENT ZONES

- ZONE B3/B4** Health Sciences Staff and Commuter Students

### OTHER ZONES

- MOTORCYCLE**
- STATE VEHICLES**
- ECU TRANSIT STOP**
- PARKING AND TRANSPORTATION OFFICE**
- HOURLY PAY BY PLATE**
- DISABILITY ACCESS**
- CHARGING STATION**
- CONSTRUCTION ZONE**
- PATIENT PARKING** (Patients need to call office for authorization)
- VISITOR PARKING** (Permit Required)